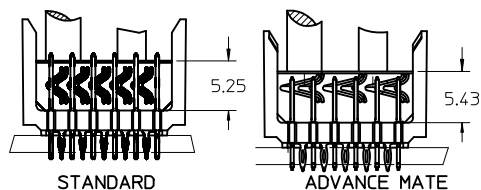


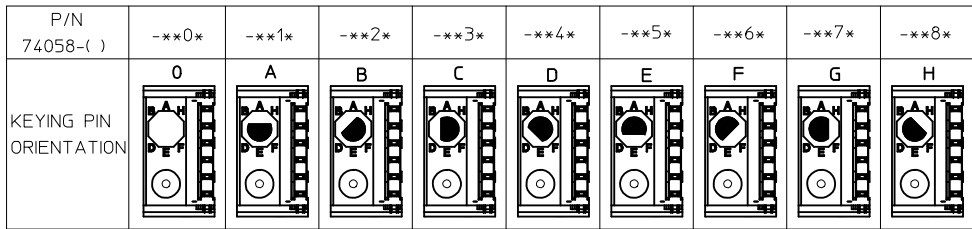
NOTES:

1. MATERIAL: HOUSING -LIQUID CRYSTAL POLYMER (LCP) GLASS-FILLED, UL 94 V-0. COLOR: BLACK. SIGNAL & SHIELD -COPPER ALLOY.
2. FINISHES:
CONTACT AREA: SELECTIVE GOLD (Au)
PCB TAILS: SELECTIVE MATTE TIN (Sn)
NICKEL (Ni) OVERALL.
3. THIS PART CONFORMS TO MOLEX PRODUCT SPECIFICATION PS-74031-999.
4. FOR MIXED CONTACT MATING LENGTHS CONSULT MOLEX FOR AVAILABILITY.
5. FOR SPECIFIC PART NUMBER AND MATING INFORMATION REFER TO SHEET 2.
6. PACKAGE PER PK-74058-003.
7. MARK PART NUMBER AND DATE CODE APPROXIMATELY WHERE SHOWN
8. MAPS (MOLEX ADVANCED PLATING SYSTEM).

THE PRIMARY CARTON WITH A LABEL STATING "ELV AND RoHS COMPLAINT" IS LEAD FREE. CARTONS WITHOUT THIS LABEL MAY CONTAIN LEAD.



LEAD FREE CONVERSION EC NO: UCP2013-0687 DRAWINGS: 2012/08/21 CHKD: MWOLFE 2012/11/28 APPR: SMILLER 2012/12/14	QUALITY SYMBOLS 	GENERAL TOLERANCES (UNLESS SPECIFIED)		DIMENSION STYLE MM ONLY		SCALE 2.5:1	DESIGN UNITS METRIC	THIRD ANGLE PROJECTION			
		mm	INCH	DRAWN BY MQWANG	DATE 2001/08/20	TITLE VHDM SALES ASSEMBLY 6 ROW ADVANCE MATE SIGNAL END BACKPLANE DOCUMENT NO. SD-74058-003 SHEET NO. 1 OF 2					
		4 PLACES ±	---	±	---					CHECKED BY JLAURX	DATE 2001/08/22
		3 PLACES ±	---	±	---					APPROVED BY CBIXLER	DATE 2001/08/22
2 PLACES ±	---	±	---	MATERIAL NO.							
1 PLACE ±	---	±	---	SEE SHEET 2		SIZE C					
0 PLACE ±	---	±	---	ANGULAR ±1/2°				DRAFT WHERE APPLICABLE MUST REMAIN WITHIN DIMENSIONS			



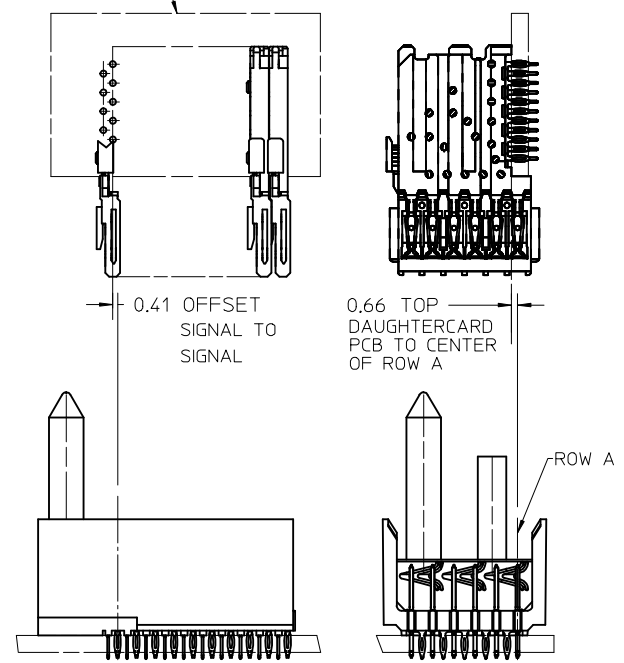
74058-***

NUMBER OF COLUMNS/PLATING
 11 = 10 COLUMN MATTE TIN (FORMERLY TIN/LEAD)
 26 = 25 COLUMN MATTE TIN (FORMERLY TIN/LEAD)
 61 = 10 COLUMN MATTE TIN (MAPS)
 76 = 25 COLUMN MATTE TIN (MAPS)
 91 = 10 COLUMN MATTE TIN
 86 = 25 COLUMN MATTE TIN

CONTACT LOAD
 (PIN LENGTH)
 1 & 6 = 4.75
 2 & 7 = 6.25
 3 & 8 = 4.25
 4 & 9 = 5.15

PART NUMBER	COLUMN	NUMBER OF SIGNAL PIN	NUMBER OF SHIELD	A	B	M	GOLD THICKNESS MICROMETER	TIN THICKNESS MICROMETER
74058-61*1							0.25 MAPS	0.76-1.52
74058-*1*1	10	60	10	27.00	18.00	4.75	0.76	
74058-*1*6							1.27	
74058-76*1							0.25 MAPS	
74058-*6*1	25	150	25	57.00	48.00	6.25	0.76	
74058-*6*6							1.27	
74058-61*2							0.25 MAPS	
74058-*1*2	10	60	10	27.00	18.00	4.25	0.76	
74058-*1*7							1.27	
74058-76*2							0.25 MAPS	
74058-*6*2	25	150	25	57.00	48.00	5.15	0.76	
74058-*6*7							1.27	
74058-61*3							0.25 MAPS	
74058-*1*3	10	60	10	27.00	18.00	4.75	0.76	
74058-*1*8							1.27	
74058-76*3							0.25 MAPS	
74058-*6*3	25	150	25	57.00	48.00	6.25	0.76	
74058-*6*8							1.27	
74058-61*4							0.25 MAPS	
74058-*1*4	10	60	10	27.00	18.00	5.15	0.76	
74058-*1*9							1.27	
74058-76*4							0.25 MAPS	
74058-*6*4	25	150	25	57.00	48.00	4.75	0.76	
74058-*6*9							1.27	
74058-61*5							0.25 MAPS	

DAUGHTERCARD
CONNECTOR SIDE



SEE SHEET 1 EC NO: UCP2013-0687 DRAWINGS: 2012/08/21 CHKD: MWOLFE 2012/11/28 APPR: SMILLER 2012/12/14	QUALITY SYMBOLS	GENERAL TOLERANCES (UNLESS SPECIFIED)	DIMENSION STYLE MM ONLY	SCALE 2.5:1	DESIGN UNITS METRIC	THIRD ANGLE PROJECTION
	▽=0	mm INCH	DRAWN BY DATE MOWANG 2001/08/20	TITLE	VHDM SALES ASSEMBLY 6 ROW ADVANCE MATE SIGNAL END BACKPLANE	
	▽=0	4 PLACES ± --- ± ---	CHECKED BY DATE JLAURX 2001/08/22	molex SD-74058-003		
	▽=0	3 PLACES ± --- ± ---	APPROVED BY DATE CBIXLER 2001/08/22			
	REV	DESCRIPTION	ANGULAR ±1/2°	MATERIAL NO.	DOCUMENT NO.	SHEET NO. 2 OF 2
		DRAFT WHERE APPLICABLE MUST REMAIN WITHIN DIMENSIONS	SEE TABLE	THIS DRAWING CONTAINS INFORMATION THAT IS PROPRIETARY TO MOLEX INCORPORATED AND SHOULD NOT BE USED WITHOUT WRITTEN PERMISSION		