


# Archer Connectors – M50

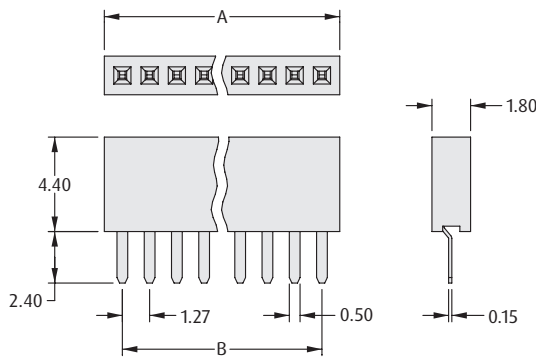
## Female PC Tail Vertical

▸ Twin beam connector for higher durability.



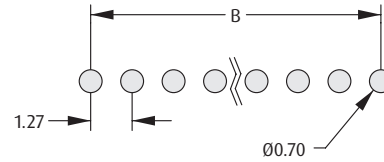
1.27mm (.050") PITCH

### SINGLE ROW



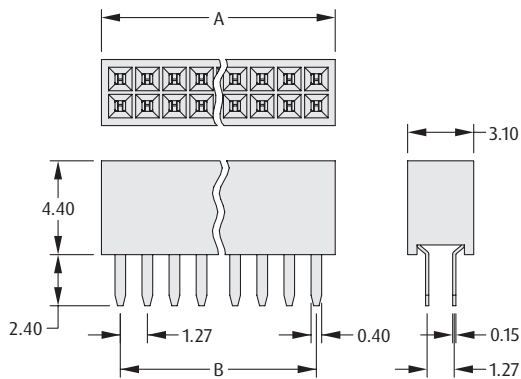
### CALCULATION

<b>A</b>	$B + 1.67$
<b>B</b>	$1.27 \times (\text{No. of contacts per row} - 1)$



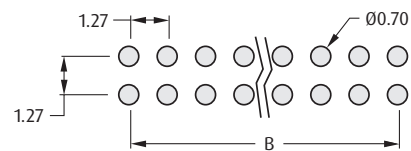
Recommended PC Board Pattern

### DOUBLE ROW



### CALCULATION

<b>A</b>	$B + 1.77$
<b>B</b>	$1.27 \times (\text{No. of contacts per row} - 1)$



Recommended PC Board Pattern

### HOW TO ORDER

**M50 - 3 0 X XX XX**

#### SERIES CODE

#### TYPE

<b>0</b>	Double Row
<b>3</b>	Single Row

#### FINISH

<b>42</b>	Gold + Tin (Single Row)
<b>45</b>	Gold (Double Row)

#### NO. OF CONTACTS PER ROW

<b>02 to 06, 08, 10, 20</b>	Single Row
<b>03 to 50</b>	Double Row

All dimensions in mm.